



Mount Sinai Rehabilitation Center

2023 Scorecard Outpatient Rehabilitation

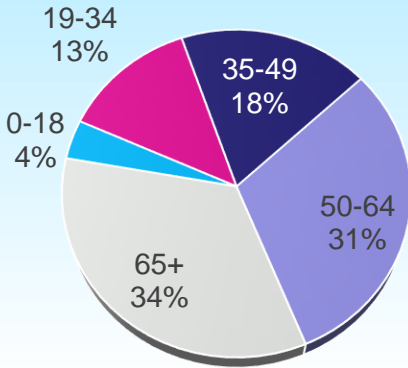
Furthering ability through clinical care, science, education and innovation

Patients Served: 4,226

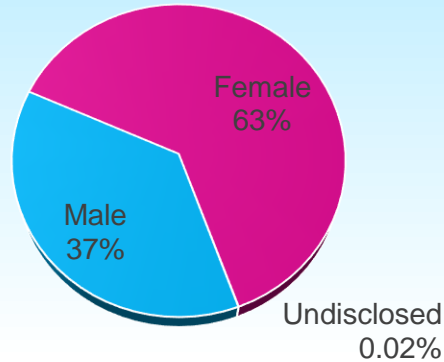
Total Visits: 32,205

Who We Serve:

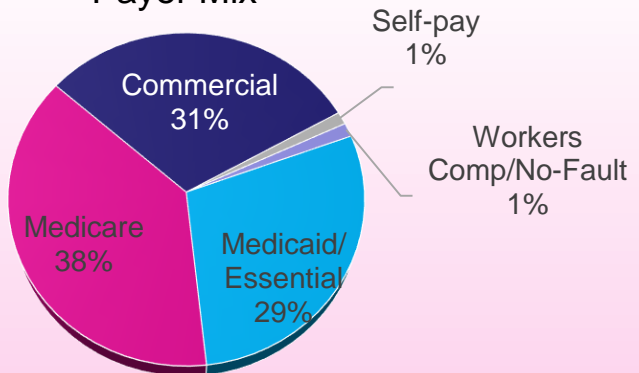
Age



Gender Identity



Payer Mix



Individual Therapies

	PT	OT	SLP	NEUROPSYCH
Patients	2,425	1,828	403	127
Average # of Visits	7.9	5.2	4.6	13.3

Specialty Programs

We offer specialized and unique programs to serve individuals with Brain Injury and Spinal Cord Injury living in the community.

Program	Persons Served	Outcome
Brain Injury	184	Our patients score 6.2 out of 7 in their adjustment to limitations (awareness, acceptance, compensating and expectations) three months after discharge. ¹
Spinal Cord Injury	191	Our patients improve 14% in their physical independence in the 5 years post injury. ²

Patient Satisfaction

“The facility was clean, well-spaced and bright. The staff was courteous and efficient. My therapist was knowledgeable which inspires confidence.”

–Press Ganey 2023



Mount Sinai Rehabilitation Center

1 Gustave L. Levy Place
New York, NY 10029

www.mountsinai.org/care/rehab-medicine